

# PAY WITHOUT REACHING FOR YOUR WALLET: A QUICK REFERENCE GUIDE TO MOBILE PAY




A NEW GENERATION  
OF PAY

1

## DOWNLOAD THE APP

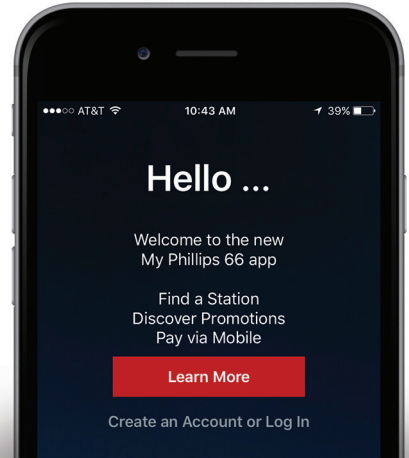
Download the My Phillips 66® or My Conoco® app through the App Store or Google Play.



2

## CREATE AN ACCOUNT

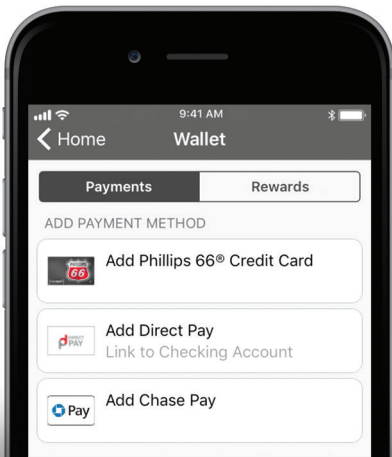
The app will walk you through account setup.



3

## LINK PAYMENT METHODS

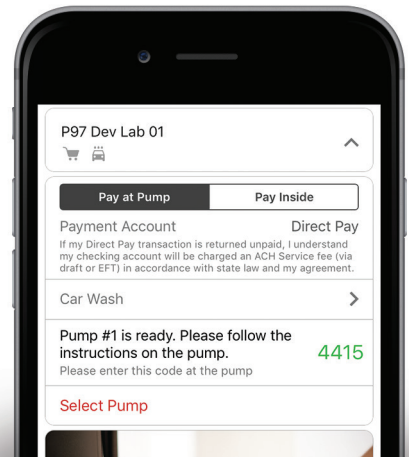
The app will walk you through adding payment methods.



4

## PAY WITH THE APP

Once you've added payment methods, you're ready to pay in the store or at the pump.



[WWW.NEWGENOFPAY.COM](http://WWW.NEWGENOFPAY.COM)

Phillips 66®, Conoco®, 76® and their respective logos are registered trademarks owned by Phillips 66 Company. ©2018 Phillips 66 Company. All rights reserved.



1

**DOWNLOAD THE APP**

- App Store for iOS
- Google Play Store for Android users

- Must be using Apple iOS version 8 or higher, or Android 4.4.2 or higher

Consult your phone's user guide to troubleshoot app downloads.

2

**CREATE AN ACCOUNT**

- Enter account information and click "send verification code"
- Retrieve code via email and enter it into the app to complete validation

For help creating a personal account, contact Phillips 66 Consumer Services at 844.667.4463.

3

**LINK PAYMENT METHODS**

- Click "Manage Wallet," add credit card or link bank account, and follow prompts
- Create a 4-digit PIN code to use for future transactions, or select Touch ID

- Payment types are limited; the app's Manage Wallet section includes current available payment types

For Chase cards, contact ChasePay at 877.210.1672.

For Phillips 66®, Conoco®, or 76® personal cards, contact Synchrony at 855.513.1176.

For debit accounts, contact BIM at 844.272.6616.

4

**PAY WITH THE APP**

- Location services will identify your station; if Mobile Pay is offered, the "pay at the pump" option will appear
- Enter pump number as directed and a code will appear on your phone
- Type code into pump's keypad to complete activation
- Once fueling is complete, you will receive a digital receipt with the option for a paper copy
- To pay for items in-store, select "pay inside" and present the QR code to the cashier

- Location services must be on
- An accepted payment type must be added to the wallet
- Mobile Pay user must be within 230 feet of pump for fuel purchase
- Pump PIN codes must be used within three minutes of issue

For questions using Mobile Pay in the My Phillips 66® or My Conoco® apps, contact Phillips 66 Consumer Services at 844.667.4463.

For technical questions at the site, store personnel may call the EPOS Network Help Desk at 800.426.3696.

